

INSTALLATION KIT

Fillgel^{PLUS}




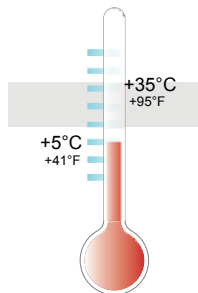
Adhoc



BISAZZA

Adhoc

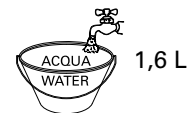
COLLANTE - ADHESIVE



Tempo di lavorazione
Processing time
Durée d'utilisation
Verarbeitungszeit
Tiempo de utilización

**max
30 min.**

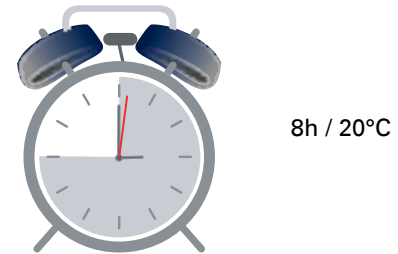
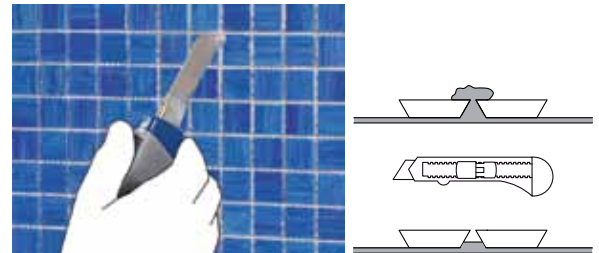
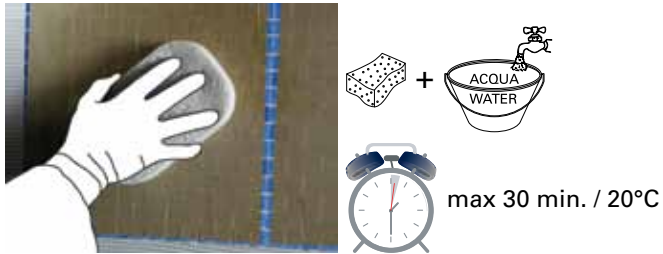
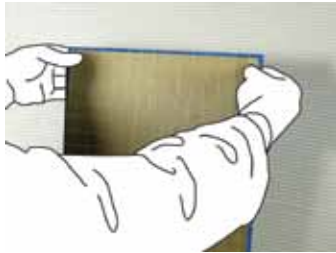

+20°C
+68°F



Adhoc


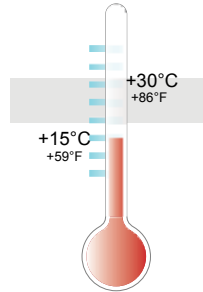


APPLICAZIONE
APPLICATION
APPLICATION
AUFTRAGEN
APLICACIÓN

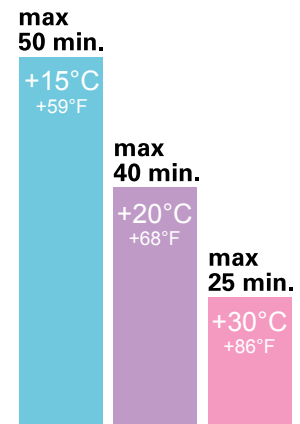




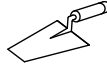
pag. 14-15




Tempo di lavorazione
Processing time
Durée d'utilisation
Verarbeitungszeit
Tiempo de utilización



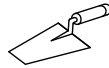


Fillgel^{PLUS} **A**
+
Fillgel^{PLUS} **B** + 





60 sec. / 20° C
600 rpm






20 sec.



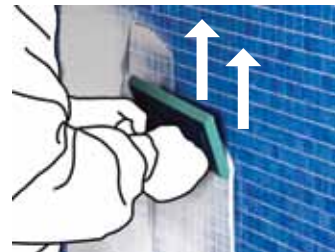

40 sec. / 20° C
600 rpm



Fillgel^{PLUS} +  + 


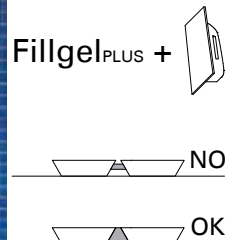
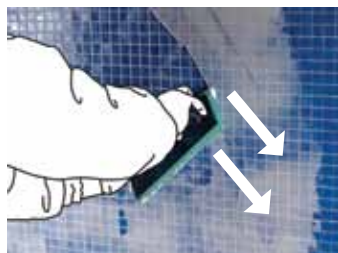


Fillgel^{PLUS} + 


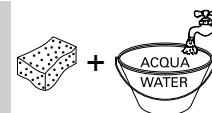
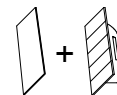
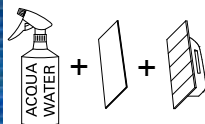


Fillgel^{PLUS} + 

PULIZIA INIZIALE
INITIAL CLEANING
NETTOYAGE INITIAL
ERSTE REINIGUNG
LIMPIEZA INICIAL



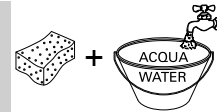
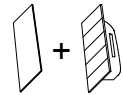
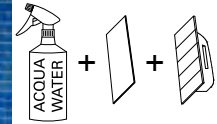
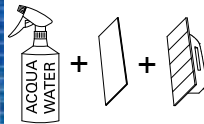

max 30 min. / 30°C
max 50 min. / 20°C
max 2h / 15°C



PULIZIA FINALE
FINAL CLEANING
NETTOYAGE FINAL
ENDREINIGUNG
LIMPIEZA



6h / 30°C
8h / 20°C
12h / 15°C



AVVERTENZE
WARNINGS
AVERTISSEMENTS
ZUR BEACHTUNG
ADVERTENCIAS

- Se il sottofondo non è perfettamente liscio, uniforme e bianco, utilizzare la colla Ad Hoc per una o due mani di rasatura, già comprese nel calcolo del consumo del prodotto al mq.
- Prima della stuccatura, accertarsi che la colla sia perfettamente asciutta.
- Non coprire il pavimento in mosaico stuccato prima di 4 giorni.
- Evitare di fare polvere nei primi 4 giorni dalla stuccatura.
- Piscine: riempimento vasca dopo 7 giorni.
- Per pulire gli attrezzi dai residui di eGlue e Fillgel plus utilizzare alcool; per pulire i residui di Ad Hoc è sufficiente l'acqua.
- Per maggiori informazioni, consultare l'area tecnica del sito www.bisazza.com
- If the intended surface is not perfectly plumb, flat, squared, consistent and white please use Bisazza Ad Hoc to skim once or twice as required. The quantity of Bisazza Ad Hoc to carry out the skimming process has already been calculated in the product consumption per square meter for your order.
- Before grouting, make sure the adhesive is completely dry.
- Do not cover the surface of the mosaic with any product that may create condensation in the first 4 days after grouting.
- It is important that once installation/grouting is completed the area is protected from dust for 4 days after grouting to avoid contamination.
- Pools: must not be filled until 7 days after the grouting process is completed.
- Use alcohol to clean fixing tools from residues of eGlue and Fillgel plus, water from residues of Ad Hoc.
- For additional information, refer to the technical area of the site www.bisazza.com
- Si le support n'est pas parfaitement lisse, blanc et uniforme, utiliser la colle Ad Hoc pour un ou deux ragréages, dont la quantité est déjà incluse dans le calcul du consommation du produit au m².
- Avant de joindre s'assurer que la colle soit parfaitement sèche.
- Attendre 4 jours avant de couvrir un sol en mosaïque jointée.
- Éviter de soulever de la poussière dans les 4 premiers jours suivant le jointoiment.
- Piscine : il est possible de remplir la piscine 7 jours après la fin de la pose.
- Pour nettoyer les instruments des résidus d'eGlue ou Fillgel Plus utiliser de l'alcool; pour nettoyer les résidus de Adhoc de l'eau est suffisante.
- Pour de plus amples informations, consulter la session technique du site internet www.bisazza.com

AVVERTENZE
WARNINGS
AVERTISSEMENTS
ZUR BEACHTUNG
ADVERTENCIAS

- Bei der Verbrauchsangabe pro m² des Ad Hoc ist das Vorspachteln des Untergrundes inbegriffen, insofern dieser Unregelmäßigkeiten vorweist und nicht weiss ist.
- Vergewissern Sie sich, dass der Kleber absolut getrocknet ist, bevor Sie mit der Verfugung beginnen.
- Innerhalb der ersten 4 Tage nicht den mit Mosaik verlegten Boden verdecken.
- Innerhalb der ersten 4 Tage nach Verlegung Staub vermeiden.
- Schwimmbäder: Wasserbefüllung des Beckens nach 7 Tagen.
- Benutzen Sie Alkohol, um die Werkzeuge von den eGlue und Fillgel Plus Resten zu säubern; bei Resten vom Kleber Ad Hoc ist allerdings Wasser ausreichend.
- Für weitere Informationen wenden Sie sich bitte an den technischen Bereich der Internetseite www.bisazza.com
- Si la superficie no está perfectamente lisa, uniforme y blanca, aplicar una o dos manos de nivelación con el cemento cola Ad Hoc, esta cantidad ya está incluida en el cálculo del consumo del producto por m².
- Antes de rejuntar, asegurarse de que el cemento cola haya fraguado completamente.
- No tapar el suelo recién rejuntado durante los primeros 4 días de secado.
- No producir polvo en la zona recién rejuntada durante los primeros 4 días.
- Piscinas: esperar 7 días después del rejuntado antes de llenar.
- Para quitar los restos de eGlue y Fillgel plus de las herramientas utilizar alcohol; para quitar los restos de Ad Hoc es suficiente utilizar agua.
- Para más información consultar el área técnica en www.bisazza.com



www.bisazza.com

